ACCIAIO INOX | *STAINLESS STEEL*

RACCORDERIA FILETTATA ISO 4144

THREADED FITTINGS ISO 4144

INFORMAZIONI GENERALI | *GENERAL INFORMATION*

I raccordi filettati forniti da Intertubi si distinguono in due diverse tipologie: **Tipo standard ISO 4144** e **Tipo pesante EN-10241**
The threaded fittings provided by INTERTUBI are divided into two different types: ***Standard Type ISO 4144*** and ***Heavy Type EN-10241***

ISO 4144 TOLLERANZE | *TOLERANCES:*

I valori riportati nelle tabelle sulla lunghezza sono valori minimi e si applicano per tutti i raccordi.
The lenght values shown in the tables are minimum values and they are applied for all fittings.

Il Diametro esterno e interno indicato nelle tabelle è un valore minimo e si applica per tutti i raccordi.
Outside and inside diameter shown in the tables is a minimum value and is applied for all fittings.

Le tolleranze sullo spessore di parete devono essere le seguenti:
Tolerances on wall thickness must be the following:

DIMENSIONI / *DIMENSIONS:*	**1/8"**	**1/4"**	**3/8"**	**1/2"**	**3/4"**	**1"**	**1 1/4"**	**1 1/2"**	**2"**	**2 1/2"**	**3"**	**4"**
ISO-4144 Valori minimi / *Minimum values*	1,5	1,5	1,5	1,6	1,7	1,9	2,2	2,4	2,7	3,2	3,6	4,1

EN-10241 TOLLERANZE | *TOLERANCES*

Le tolleranze sulla lunghezza del raccordo:
Tolerances on fitting length:

DIMENSIONI / *DIMENSIONS:* **mm**	**Fino a 25 compreso**	**> di 25 fino a 40**	**> di 40 fino a 65**	**> di 6 fino a 75**	**> di 75 fino a 150**	**> di 150**
Tolleranze *Tolerances*	+1,5 0	+3,0 0	+4,5 0	+6,0 0	+8,0 0	+10,0 0

Il Diametro esterno e interno indicato nelle tabelle è un valore minimo e si applica per tutti i raccordi.
Outside and inside diameter shown in the tables is a minimum value and is applied for all fittings.

Le tolleranze sullo spessore di parete devono essere le seguenti:
Tolerances on wall thickness must be the following:

DIMENSIONI / *DIMENSIONS:*	**1/8"**	**1/4"**	**3/8"**	**1/2"**	**3/4"**	**1"**	**1 1/4"**	**1 1/2"**	**2"**	**2 1/2"**	**3"**	**4"**
Serie media	2,0	2,3	2,3	2,6	2,6	3,2	3,2	3,2	3,6	3,6	4,0	4,5
Serie pesante	2,6	2,9	2,9	3,2	3,2	4,0	4,0	4,0	4,5	4,5	5,0	5,4
Tolleranze / *Tolerances*	+0 -12,5%	+0 -12,5%	+0 -12,5%	+0 -12,5%	+0 -12,5%	+0 -12,5%	+0 -12,5%	+0 -12,5%	+0 -12,5%	+0 -12,5%	+0 -12,5%	+0 -12,5%

CARATTERISTICHE TECNICHE | *TECHNICAL INFORMATION*

TIPO STANDARD ISO 4144 | STANDARD TYPE ISO 4144

Esecuzione: Microfusione
Dimensioni e tolleranze in accordo ISO 4144
Filettatura: conforme a EN 10226-1 (EX ISO 7-1) (filetto maschio conico, filetto femmina cilindrico)
Acciaio: AISI 316/EN 1.4401
Pressione d'esercizio: 150 Lbs

Execution: Microcasting
Dimensions and tolerances according ISO 4144
Thread: according to EN 10226-1 (EX ISO 7-1) (conical male thread, cylindric female thread)
Steel: AISI 316/EN 1.4401
Rate pressure: 150 Lbs

Certificati EN 10204/2.1 | ***Certificates: EN 10204/2.1***

TIPO PESANTE EN-10241 | HEAVY TYPE EN-10241

Esecuzione: Microfusione
Caratteristiche dimensionali tipo EN-10241
Filettatura: conforme a EN 10226-1 (EX ISO 7-1) (filetto maschio conico, filetto femmina cilindrico)
Acciaio: AISI 316/EN 1.4401
Pressione d'esercizio: 150 Lbs

Execution: Microcasting
Dimensional characteristics type to EN-10241
Thread: according to EN 10226-1 (EX ISO 7-1) (conical male thread, cylindric female thread)
Steel: AISI 316/EN 1.4401
Rate pressure: 150 Lbs

Certificati EN 10204/2.1 | ***Certificates: EN 10204/2.1***

IF 90 GOMITO
ISO 4144

ELBOW F/F
ISO 4144

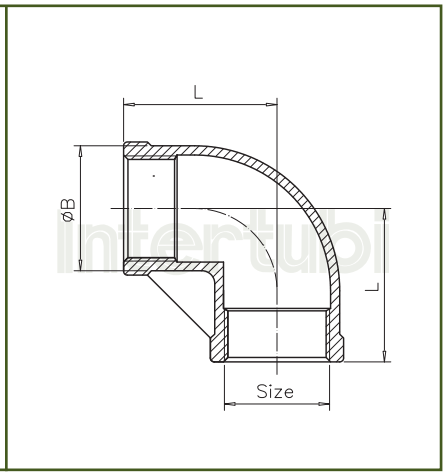

Size mm	1/8"	1/4"	3/8"	1/2"	3/4"	1"	1 1/4"	1 1/2"	2"	2 1/2"	3"	4"
B	13	16.5	20	25.2	30	37.5	46.5	53	65.5	82	95.5	121.5
L	17	19	23	27	32	38	45	48	57	69	78	96

IF 92 GOMITO M/F
ISO 4144

STREET ELBOW M/F
ISO 4144

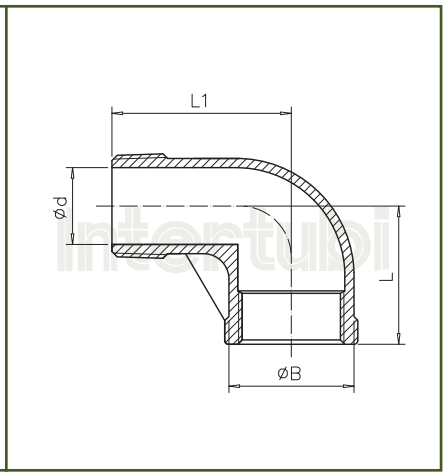

Size mm	1/8"	1/4"	3/8"	1/2"	3/4"	1"	1 1/4"	1 1/2"	2"	2 1/2"	3"	4"
B	13	16.7	19.7	24.5	30	37.5	46.5	53	65.5	82	95.5	121.5
d	5.5	8	11.5	15	20.5	26	34.5	40	51	65.5	77.5	101.5
L	17	19	23	27	32	38	45	48	57	69	78	97
L1	26	27	29	35	40	46	54	57	70	83	94	115

Nota: i dati tecnici su questo catalogo sono indicativi e non impegnativi / Note: the technical data reported in this catalogue is proximative and not binding.
Data di emissione: 2020 Revisione: 01 / Date of issue: 2020 Revision: 01 - Copyright ® Intertubi S.p.a. Tutti i diritti riservati / Copyright ® Intertubi S.p.a. All rights reserved

IF 120 GOMITO 45°
ISO 4144

ELBOW 45°
ISO 4144

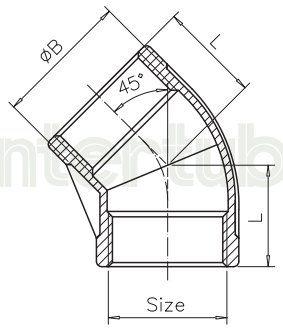

Size mm	1/8"	1/4"	3/8"	1/2"	3/4"	1"	1 1/4"	1 1/2"	2"	2 1/2"	3"	4"
B	13	16.5	19.7	24.5	30	37.5	46.5	53	65.5	82	95.5	121.5
L	16	17	19	21	25	29	33	37	42	49	54	64

IF 130 TEE
ISO 4144

TEE
ISO 4144

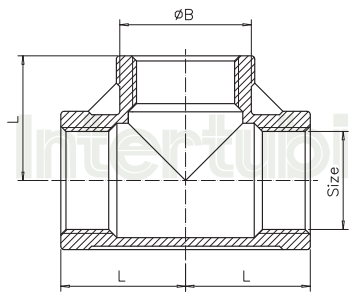

Size mm	1/8"	1/4"	3/8"	1/2"	3/4"	1"	1 1/4"	1 1/2"	2"	2 1/2"	3"	4"
B	13	16.5	20	24.5	30	37.5	46.5	53	65.5	82	95.5	121.5
L	17	19	23	27	32	38	45	48	57	69	78	96

Nota: i dati tecnici su questo catalogo sono indicativi e non impegnativi / Note: the technical data reported in this catalogue is proximative and not binding.
Data di emissione: 2020 Revisione: 01 / Date of issue: 2020 Revision: 01 - Copyright ® Intertubi S.p.a. Tutti i diritti riservati / Copyright ® Intertubi S.p.a. All rights reserved

IF 292 TAPPO MASCHIO
ISO 4144

HEX PLUG
ISO 4144

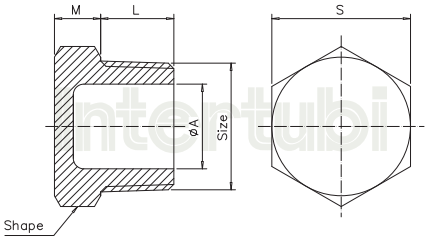

Forma | *Shape:*
1/8" - 1/2" Esagono - *Hexagon*
3/4" - 4" Ottagono - *Octagon*

Size mm	1/8"	1/4"	3/8"	1/2"	3/4"	1"	1 1/4"	1 1/2"	2"	2 1/2"	3"	4"
A	5.5	8	11.5	15	20.5	26	34.5	40	51	65.5	77.5	101.5
S	12.5	15	18.5	22.5	28	35	44	50.5	62.5	78.5	92	118
M	4	4	5	5	5.5	6	6.5	6.5	7	7	7.5	8
L	8	10.5	11	14.5	15.5	18	20.5	20.5	25	27	30	36

IF 180 CROCE FEMMINA
ISO 4144

CROSS
ISO 4144

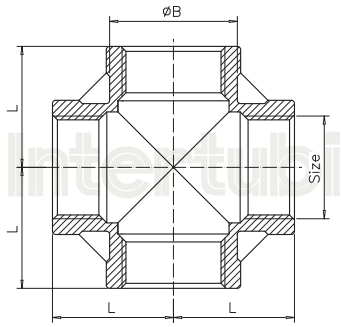

Size mm	1/8"	1/4"	3/8"	1/2"	3/4"	1"	1 1/4"	1 1/2"	2"	2 1/2"	3"	4"
Ø B	13.7	16.7	20.7	25.2	30.7	38.2	47.5	54	66.5	83.5	97	123
L	17	19	23	27	32	38	45	48	57	69	78	97

Nota: i dati tecnici su questo catalogo sono indicativi e non impegnativi / Note: the technical data reported in this catalogue is proximative and not binding.
Data di emissione: 2020 Revisione: 01 / Date of issue: 2020 Revision: 01 - Copyright ® Intertubi S.p.a. Tutti i diritti riservati / Copyright ® Intertubi S.p.a. All rights reserved

IF 280 NIPPLO
ISO 4144

NIPPLE
ISO 4144

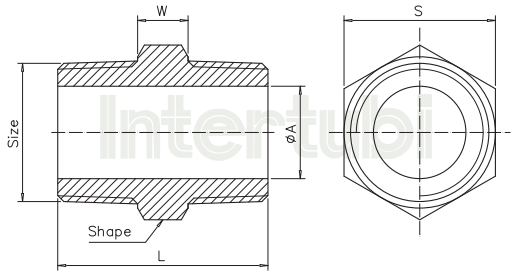

Size mm	1/8"	1/4"	3/8"	1/2"	3/4"	1"	1 1/4"	1 1/2"	2"	2 1/2"	3"	4"
L	20	25	27	34	36.5	42	47.5	47.5	57	61	67.5	80
A	5.5	8	11.5	15	20.5	26	34.5	40	51	65.5	77.5	101.5
S	11	15	18	22	28	35	43.5	49.5	62	77.5	90.5	117
W	4	4	5	5	5.5	6	6.5	6.5	7	7	7.5	8

IF 290 TAPPO TESTA QUADRA
ISO 4144

SQUARE PLUG
ISO 4144

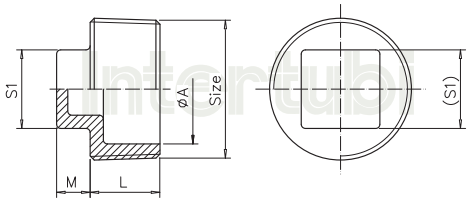

Forma | *Shape:*
1/8" - 1/2" Esagono - *Hexagon*
3/4" - 2" Ottagono - *Octagon*
2 ½" - 4" Decagono - *Decagon*

Size mm	1/8"	1/4"	3/8"	1/2"	3/4"	1"	1 1/4"	1 1/2"	2"	2 1/2"	3"	4"
L	6	8.5	9	11.5	13	14.5	17	17	21.5	23.5	26.5	32.5
S1	7	9	10	11	15	18	20.5	22	28	32	36	42
A	5.5	8	11.5	15	20.5	26.5	34.5	40	51	65.5	77.5	101.5
M	5	5	6	7	8	11	11	12	13	15	15	19

Nota: i dati tecnici su questo catalogo sono indicativi e non impegnativi / Note: the technical data reported in this catalogue is proximative and not binding.
Data di emissione: 2020 Revisione: 01 / Date of issue: 2020 Revision: 01 - Copyright ® Intertubi S.p.a. Tutti i diritti riservati / Copyright ® Intertubi S.p.a. All rights reserved

IF 245 NIPPLO RIDOTTO
ISO 4144

RED NIPPLE
ISO 4144



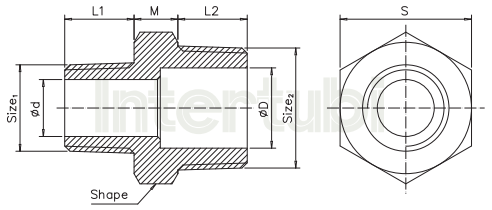

* * * *

Size 1	1/4"	3/8"		1/2"			3/4"			1"				1 1/4"			
Size 2	1/8"	1/8"	1/4"	1/8"	1/4"	3/8"	1/4"	3/8"	1/2"	1/4"	3/8"	1/2"	3/4"	1/2"	3/4"	3/4"	1"
L1	8	8	10.5	8	10.5	11	10.5	11	14.5	10.5	11	14.5	15.5	14.5	15.5	15.5	18
L2	10.5	11	11	14.5	14.5	14.5	14.5	15.5	15.5	14.5	18	18	18	18	18	20.5	20.5
M	4	5	5	5	5	5	5	5.5	5.5	5	6	6	6	6	6	6.5	6.5
d	5.5	5.5	8	5.5	8	11.5	8	11.5	15	8	11.5	15	20.5	15	20.5	20.5	26
D	8	11.5		15			20.5			26				34.5			

* *

Size 1	1 1/2"				2"				2 1/2"		3"		4"	
Size 2	1/2"	3/4"	1"	1 1/4"	3/4"	1"	1 1/4"	1 1/2"	1 1/2"	2"	2"	2 1/2"	2 1/2"	3"
L1	14.5	15.5	18	20.5	15.5	18	20.5	20.5	20.5	25	25	27	27	30
L2	18	18	20.5	20.5	18	25	25	25	27	27	30	30	36	36
M	6	6	6.5	6.5	6	7	7	7	7	7	7.5	7.5	8	8
d	15	20.5	26	34.5	20.5	26	34.5	40	40	51	51	65.5	65.5	77.5
D	40				51				65.5		77.5		101.5	

* Dimensione non standard | *Means the size is not standard*

Forma | *Shape:*
1/8" - 1/2" Esagono - *Hexagon*
3/4" - 2" Ottagono - *Octagon*
2 ½" - 4" Decagono - *Decagon*

Nota: i dati tecnici su questo catalogo sono indicativi e non impegnativi / Note: the technical data reported in this catalogue is proximative and not binding.
Data di emissione: 2020 Revisione: 01 / Date of issue: 2020 Revision: 01 - Copyright ® Intertubi S.p.a. Tutti i diritti riservati / Copyright ® Intertubi S.p.a. All rights reserved

IF 310 CONTRODADO
ISO 4144

BACK NUT
ISO 4144

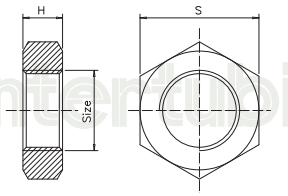

Size mm	1/8"	1/4"	3/8"	1/2"	3/4"	1"	1 1/4"	1 1/2"	2"	2 1/2"	3"	4"
H	5	6	6	7	7	9	11	11	13	15	17	19
S	16	18	24	30	34	42.5	52	58	72	85	100	125

IF 344 PORTAGOMMA
ISO 4144

HOSE NIPPLE
ISO 4144



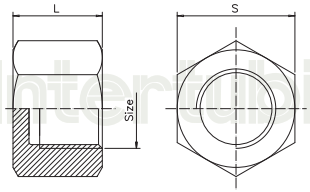

Size mm	1/8"	1/4"	3/8"	1/2"	3/4"	1"	1 1/4"	1 1/2"	2"	2 1/2"	3"	4"
S	13	16.5	20	24.5	30	37.5	46.5	53	65.5	82	95.5	121.5
L	12.5	16	16.5	21	22.5	26	29	29	33.5	38.5	42	48.5

Forma | *Shape:* 1/8" - 1/2" Esagono - *Hexagon* 3/4" - 2" Ottagono - *Octagon* 2 ½" - 4" Decagono - *Decagon*

IF 344 PORTAGOMMA
ISO 4144

HOSE NIPPLE
ISO 4144

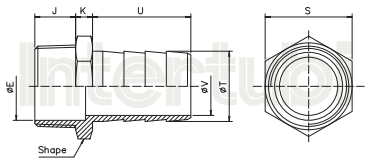

Size mm	1/8"	1/4"	3/8"	1/2"	3/4"	1"	1 1/4"	1 1/2"	2"	2 1/2"	3"	4"
E	5.5	8	11.5	15	20.5	26	34.5	40	51	65.5	77.5	102
J	8	10.5	11	14.5	15.5	18	20.5	20.5	25	27	30	34.5
K	4	4	5	5	5.5	6	6.5	6.5	7	7	7.5	9.5
U	23	28	33	38	45	52	52	56	60	65	70	73
V	4	5	7	10.5	16	22	27.5	34.5	46	59	71	95
T	8	9	11	15	21	27	33	39.5	52	67	80	105
S	11	15	18	22	28	35	44	50	61.5	78	90	117

Forma | *Shape:* 1/8" - 1/2" Esagono - *Hexagon* 3/4" - 2" Ottagono - *Octagon* 2 ½" - 4" Decagono - *Decagon*

Nota: i dati tecnici su questo catalogo sono indicativi e non impegnativi / Note: the technical data reported in this catalogue is proximative and not binding.
Data di emissione: 2020 Revisione: 01 / Date of issue: 2020 Revision: 01 - Copyright ® Intertubi S.p.a. Tutti i diritti riservati / Copyright ® Intertubi S.p.a. All rights reserved

IF 240 MANICOTTO RIDOTTO
ISO 4144

REDUCING COUPLING
ISO 4144

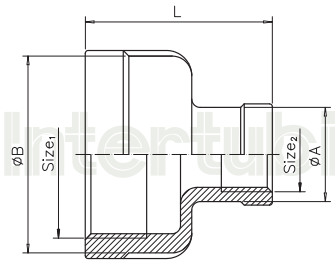

Size 1	1/4"	3/8"		1/2" *			3/4" *				1" *				1 1/4" *		
Size 2	**1/8"**	**1/8"**	**1/4"**	**1/8"**	**1/4"**	**3/8"**	**1/8"**	**1/4"**	**3/8"**	**1/2"**	**1/4"**	**3/8"**	**1/2"**	**3/4"**	**1/2"**	**3/4"**	**1"**
A	13	13	16.5	13	16.5	20	13	16.5	20	24.5	16.5	20	24.5	30	24.5	30	37.5
B	16.5	20		24.5			30				37.5				46.5		
L	25	26		34			36				42				48		

Size 1	1 1/2" *	*			2" *	*			2 1/2"		3"		4"	
Size 2	**1/2"**	**3/4"**	**1"**	**1 1/4"**	**3/4"**	**1"**	**1 1/4"**	**1 1/2"**	**1 1/2"**	**2"**	**2"**	**2 1/2"**	**2 1/2"**	**3"**
A	24.5	30	37.5	46.5	30	37.5	46.5	53	53	65.5	65.5	82	82	95.5
B	53				65.5				81.5		95.5		121.5	
L	52				58				65		72		94	

* Dimensione non standard | *Means the size is not standard*

Nota: i dati tecnici su questo catalogo sono indicativi e non impegnativi / Note: the technical data reported in this catalogue is proximative and not binding.
Data di emissione: 2020 Revisione: 01 / Date of issue: 2020 Revision: 01 - Copyright ® Intertubi S.p.a. Tutti i diritti riservati / Copyright ® Intertubi S.p.a. All rights reserved

IF 340 BOCCHETTONE F/F
ISO 4144

UNION CONICAL F/F
ISO 4144

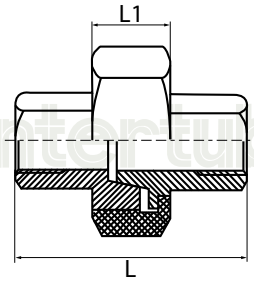

Forma | *Shape:*
1/8" - 1/2" Esagono - *Hexagon*
3/4" - 2" Ottagono - *Octagon*
2 ½" - 4" Decagono - *Decagon*

Size mm	1/8"	1/4"	3/8"	1/2"	3/4"	1"	1 1/4"	1 1/2"	2"	2 1/2"	3"	4"
L1	13	13.5	15	16	17	20	22	24	27	29.5	31	34
L	30	33.5	36.5	39.5	42.5	50	54	58	65	75	83	110
SP/THK	1.5	1.5	1.5	1.6	1.7	1.9	2.2	2.4	2.7	3.2	3.6	4.1

IF 341 BOCCHETTONE M/F
ISO 4144

UNION CONICAL M/F
ISO 4144

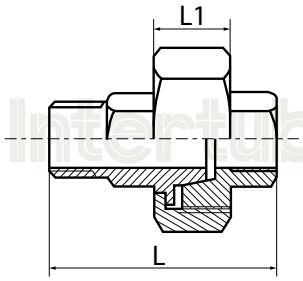

Size mm	1/8"	1/4"	3/8"	1/2"	3/4"	1"	1 1/4"	1 1/2"	2"	2 1/2"	3"	4"
L1	13	13.5	15	16	17	20	22	24	27	29.5	31	34
L	38	44	47.5	54	58	68	74.5	78.5	90	102	113	146
SP/THK	1.5	1.5	1.5	1.6	1.7	1.9	2.2	2.4	2.7	3.2	3.6	4.1

Nota: i dati tecnici su questo catalogo sono indicativi e non impegnativi / Note: the technical data reported in this catalogue is proximative and not binding.
Data di emissione: 2020 Revisione: 01 / Date of issue: 2020 Revision: 01 - Copyright ® Intertubi S.p.a. Tutti i diritti riservati / Copyright ® Intertubi S.p.a. All rights reserved

IF 241 RIDUZIONE M/F
ISO 4144

BUSHING M/F
ISO 4144

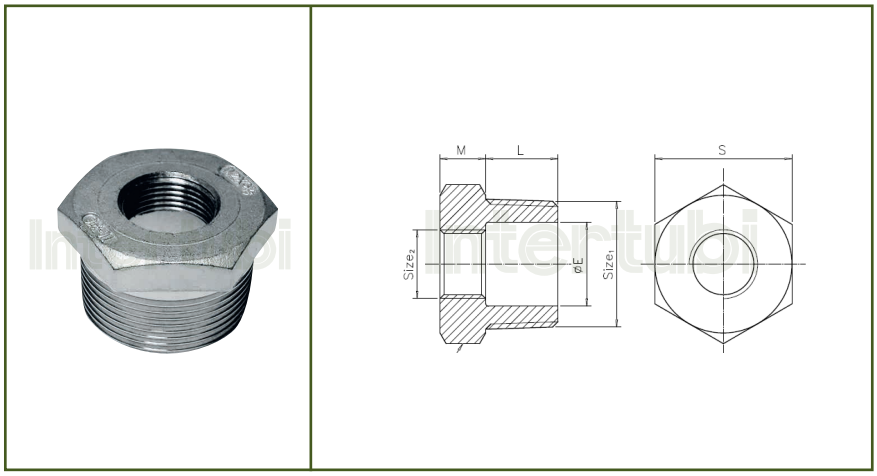

Size 1	1/4"	3/8"		1/2" *			3/4" *			1" * *				1 1/4" *		
Size 2	**1/8"**	**1/8"**	**1/4"**	**1/8"**	**1/4"**	**3/8"**	**1/8"**	**3/8"**	**1/2"**	**1/4"**	**3/8"**	**1/2"**	**3/4"**	**1/2"**	**3/4"**	**1"**
S	14.5	18.5		22.5			28			35				44		
E	8	11.5		15			20.5			26				34.5		
L	10.5	11		14.5			15.5			18				20.5		
M	4	5		5			5.5			6				6.5		

Size 1	1 1/2" * *				2" * * *					2 1/2"		3" *			4"	
Size 2	**1/2"**	**3/4"**	**1"**	**1 1/4"**	**1/2"**	**3/4"**	**1"**	**1 1/4"**	**1 1/2"**	**1 1/2"**	**2"**	**1 1/2"**	**2"**	**2 1/2"**	**2 1/2"**	**3"**
S	49.5				61.5					77.5		90.5			116.5	
E	40				51					65.5		77.5			101.5	
L	20.5				25					27		30			36	
M	6.5				7					7		7.5			8	

* Dimensione non standard | *Means the size is not standard*

Forma | *Shape:*
1/8" - 1/2" Esagono - *Hexagon*
3/4" - 2" Ottagono - *Octagon*
2 ½" - 4" Decagono - *Decagon*

Nota: i dati tecnici su questo catalogo sono indicativi e non impegnativi / Note: the technical data reported in this catalogue is proximative and not binding.
Data di emissione: 2020 Revisione: 01 / Date of issue: 2020 Revision: 01 - Copyright ® Intertubi S.p.a. Tutti i diritti riservati / Copyright ® Intertubi S.p.a. All rights reserved

IF 270 MANICOTTO
IF 274 MANICOTTO
EN 10241

COUPLING
EN 10241

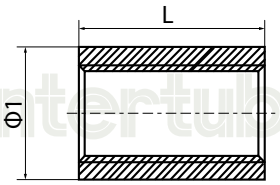

Size mm	1/8"	1/4"	3/8"	1/2"	3/4"	1"	1 1/4"	1 1/2"	2"	2 1/2"	3"	4"
Ø 1	15	18,5	21,3	26,6	31,8	39,5	48,3	54,5	66,2	82	95	121
L	17	25	26	34	36	43	48	48	56	65	71	83

CARATTERISTICHE TECNICHE:
Esecuzione: microfusione
Dimensioni: tipo EN 10241 (EX DIN 2986)
Filettatura: conforme a EN 10226-1 (EX ISO 7-1)
Acciaio: AISI 316/EN 1.4401, AISI 304/EN 1.4301
Pressione d'esercizio: 150 Lbs
Certificati EN 10204/2.1

TECHNICAL INFORMATION:
Execution: microcasting
Dimensional standard: type EN 10241 (EX DIN 2986)
Thread: according to EN 10226-1 (EX ISO 7-1)
Steel: AISI 316/EN 1.4401, AISI 304/EN 1.4301
Rate pressure: 150 Lbs
Certificates EN 10204/2.1

IF 168 MEZZO MANICOTTO
EN 10241

HALF COUPLING
EN 10241

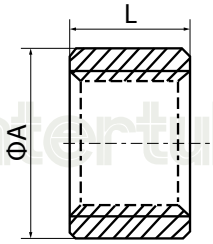

Size mm	1/8"	1/4"	3/8"	1/2"	3/4"	1"	1 1/4"	1 1/2"	2"	2 1/2"	3"	4"
Ø A	15	18,5	21,3	26,6	31,8	39,5	48,3	54,5	68	84,2	98,4	124
L	8	11	12	15	17	20	22	22	26	30	34	40

CARATTERISTICHE TECNICHE:
Esecuzione: microfusione
Dimensioni: tipo EN 10241 (EX DIN 2986)
Filettatura: conforme a EN 10226-1 (EX ISO 7-1)
Acciaio: AISI 316/EN 1.4401
Pressione d'esercizio: 150 Lbs
Certificati EN 10204/2.1

TECHNICAL INFORMATION:
Execution: microcasting
Dimensional standard type EN 10241 (EX DIN 2986)
Thread: according to EN 10226-1 (EX ISO 7-1)
Steel: AISI 316/EN 1.4401
Rate pressure: 150 Lbs
Certificates EN 10204/2.1

Nota: i dati tecnici su questo catalogo sono indicativi e non impegnativi / Note: the technical data reported in this catalogue is proximative and not binding.
Data di emissione: 2020 Revisione: 01 / Date of issue: 2020 Revision: 01 - Copyright ® Intertubi S.p.a. Tutti i diritti riservati / Copyright ® Intertubi S.p.a. All rights reserved

IF 600 TRONCHETTO
IF 604 TRONCHETTO
EN 10241

WELDING NIPPLE
EN 10241

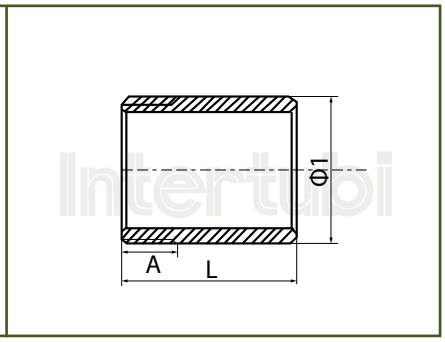

Size mm	1/8"	1/4"	3/8"	1/2"	3/4"	1"	1 1/4"	1 1/2"	2"	2 1/2"	3"	4"
Ø 1	10	14	17,2	21,4	26,7	33,4	42,2	48,3	60,4	73,1	88,9	114,3
A	11	11	12	15	17	20	21	21	26	28	31	35
L	30	30	30	35	40	40	50	50	50	60	70	80
SP/THK	2,0	2,2	2,3	2,77	2,87	3,38	3,56	3,68	3,91	5,16	5,49	5,87

CARATTERISTICHE TECNICHE:
Ricavato da tubo saldato (SCH 40)
Dimensioni e tolleranze EN 10241 (EX DIN 2982)
Filettatura: conforme a EN 10226-1 (EX ISO 7-1)
Acciaio: AISI 316/EN 1.4401, AISI 304/EN 1.4301
Pressione d'esercizio: 150 Lbs-PN10
Certificati EN 10204/2.1

TECHNICAL INFORMATION:
Made from pipes welded (SCH 40)
Dimensions and tolerances type EN 10241 (EX DIN 2982)
Thread: according to EN 10226-1 (EX ISO 7-1)
Steel: AISI 316/EN 1.4401, AISI 304/EN 1.4301
Rate pressure: 150 Lbs-PN10
Certificates EN 10204/2.1

IF 530 BARILOTTO
EN 10241

BARREL NIPPLE
EN 10241

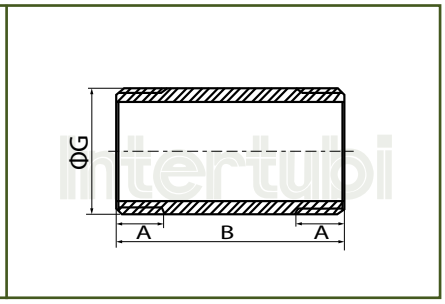

Size mm	1/8"	1/4"	3/8"	1/2"	3/4"	1"	1 1/4"	1 1/2"	2"	2 1/2"	3"	4"
G	10	14	17,2	21,4	26,7	33,4	42,2	48,3	60,4	73,1	88,9	114,3
A	11	11	12	15	17	20	21	21	26	28	31	35
B	40	40	40	60	60	60	80	80	100	100	120	150

CARATTERISTICHE TECNICHE:
Ricavato da tubo saldato (SCH 40)
Dimensioni: tipo EN 10241 (EX DIN 2982)
Filettatura: conforme a EN 10226-1 (EX ISO 7-1)
Acciaio: AISI 316/EN 1.4401
Pressione d'esercizio: 150 Lbs-PN10
Certificati EN 10204/2.1

TECHNICAL INFORMATION:
Made from pipes welded (SCH 40)
Dimensional standard: type EN 10241 (EX DIN 2982)
Thread: according to EN 10226-1 (EX ISO 7-1)
Steel: AISI 316/EN 1.4401
Rate pressure: 150 Lbs-PN10
Certificates EN 10204/2.1

Nota: i dati tecnici su questo catalogo sono indicativi e non impegnativi / Note: the technical data reported in this catalogue is proximative and not binding.
Data di emissione: 2020 Revisione: 01 / Date of issue: 2020 Revision: 01 - Copyright ® Intertubi S.p.a. Tutti i diritti riservati / Copyright ® Intertubi S.p.a. All rights reserved